



Published December 2025

What are Song Bags?

- Objects that represent particular songs in a bag.



Why are we using Song Bags?

- Song Bags are a fun, visual way to interact with songs.
- Song Bags help your child with:
 - ❖ Listening skills
 - ❖ Social skills
 - ❖ Learning new words
 - ❖ Recognising familiar songs
 - ❖ Making choices







How do I do this?

1. Sing a song showing your child the object for that song.
2. Let your child explore and feel the objects whilst singing.
3. When your child recognizes the objects, offer a choice of two songs by showing your child 2 song objects.
4. When offering choice, hold the objects apart so the choice is clear

Before you start

- Take your time to gather objects
- Use objects that you have in your home
- Start with two or three songs that your child enjoys

Examples of what you can use:

- A bag or box  
- Variety of objects that represent songs or nursery rhymes:
 -  Twinkle, Twinkle Little Star = Star (old wand, star balloon weight)
 -  Baa, Baa Black Sheep = Sheep (from farm set, soft toy)
 -  Row, Row, Row Your Boat = Boat (jigsaw piece, bath toy)
 -  Wind the Bobbin Up = (large empty cotton reel)

Caution: if your child mouths things use suitable, large objects.